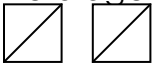
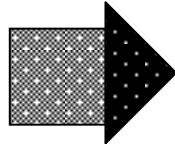



Economy Block

Background	2 squares 7" x 7". Cut each square once on the diagonal to yield a total of 4 HST. 
Green	2 squares 5 1/2" x 5 1/2". Cut each square once on the diagonal to yield a total of 4 HST.
Pink	1 square 6 1/2" x 6 1/2"

1. Sew a **Green** triangle to the side of the **Pink** square. Press toward triangle.



2. Repeat with remaining **Green** triangles. Trim to 9" x 9".



3. Sew **Background** triangles to edges of above unit and press toward triangle. Trim to 12 1/2" x 12 1/2".

